

## Connection cables

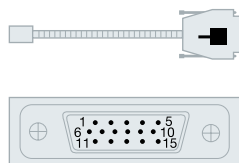
### Connection to FAGOR

#### EC...T-D

Lengths: 1, 3, 6, 9 and 12 meters

SUB D 15 HD connector (male Pin )

Pin	Signal	Color
1	A	Green
3	B	Brown
5	I <sub>0</sub>	Grey
9	+5 V	Yellow
11	0 V	White
15	Ground	Shield
Housing	Ground	Shield

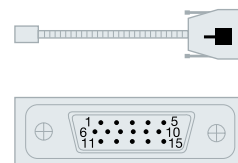


#### EC...P-D

Lengths: 1, 3, 6, 9 and 12 meters


SUB D 15 HD connector (male Pin )

Pin	Signal	Color
1	A	Green
2	/A	Yellow
3	B	Blue
4	/B	Red
5	I <sub>0</sub>	Grey
6	I <sub>0</sub>	Pink
9	+5 V	Brown
11	0 V	White
15	Ground	Shield
Housing	Ground	Shield






## Coupling for rotary encoders

For solid shaft encoders



### Specific characteristics

	AF	AC	AL
Maximum radial misalignment permitted 	2 mm	1 mm	0.2 mm
Maximum angular misalignment permitted 	8°	5°	4°
Maximum axial misalignment permitted 	± 1.5 mm	—	± 0.2 mm
Maximum torque that may be transmitted	2 Nm	1.7 Nm	0.9 Nm
Torsion rigidity	1.7 Nm/rad.	50 Nm/rad.	150 Nm/rad.
Maximum rotating speed	12000 rpm		

### AH couplings

#### Couplings for hollow shaft encoders

The hollow shaft encoders are accompanied by a standard 6 mm cap diameter (Ø6).

Can also be supplied in the following diameters:

Ø3, Ø4, Ø6, Ø7, Ø8 and Ø10 mm, 1/4" and 3/8".



### AD washer

Washer for mounting rotary encoder models H, HP, S, SP.

